



## Summary Feedback

### ST1: Two Year Teaching Programme

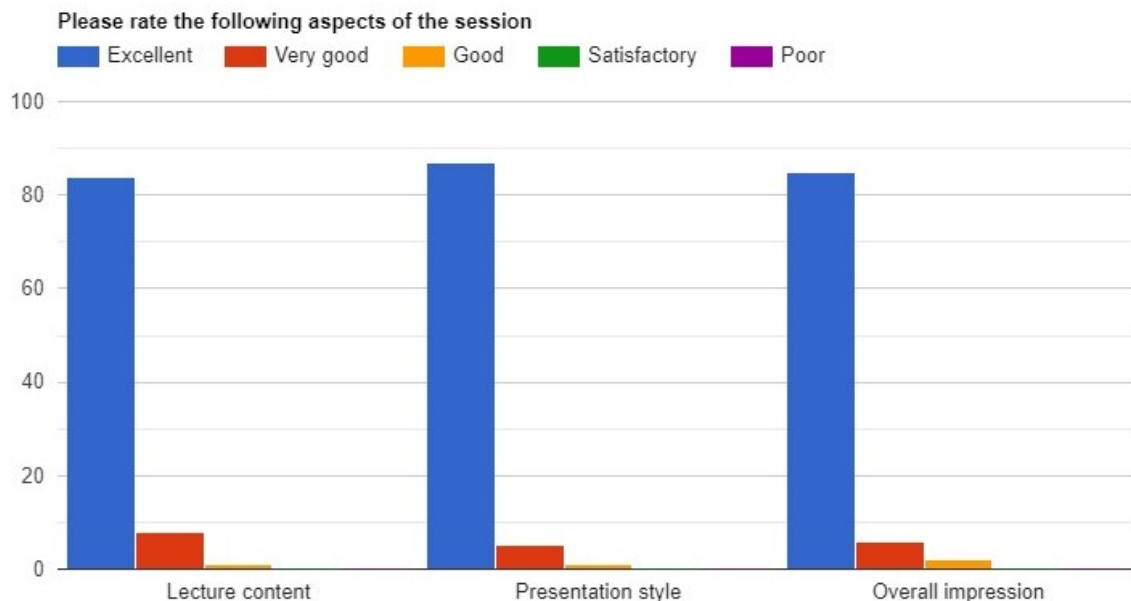
#### Session 1.7: FRCR 1 Abdomen and Pelvis Anatomy (a) GIT (b) Vascular (c) Mock Exam Cases (14<sup>th</sup> January 2021)

Delivered By:

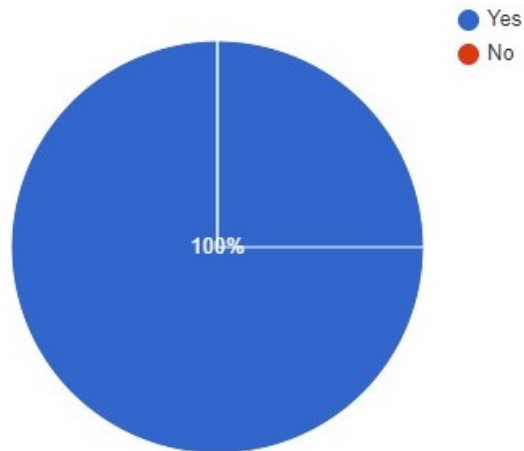
(Sami Khan, Nicholas Chua & Sakib Moghul)

#### Summary Points:

- ST1 teaching session 1.7: 3 hours teaching time
- Total Attendees: 451 from 31 Countries (Bahrain, Bangladesh, Canada, Czech Republic, Egypt, India, Iraq, Ireland, Jordan, Kenya, Kuwait, Malaysia, Mexico, Myanmar, Nepal, Nigeria, Oman, Pakistan, Saudi Arabia, South Africa, Sri Lanka, Sudan, Tanzania, Triband and Tobago, Turkey, UAE, UK, USA, Yemen, Zimbabwe).
- Total feedback received from 94 participants



Did you find it useful  
93 responses

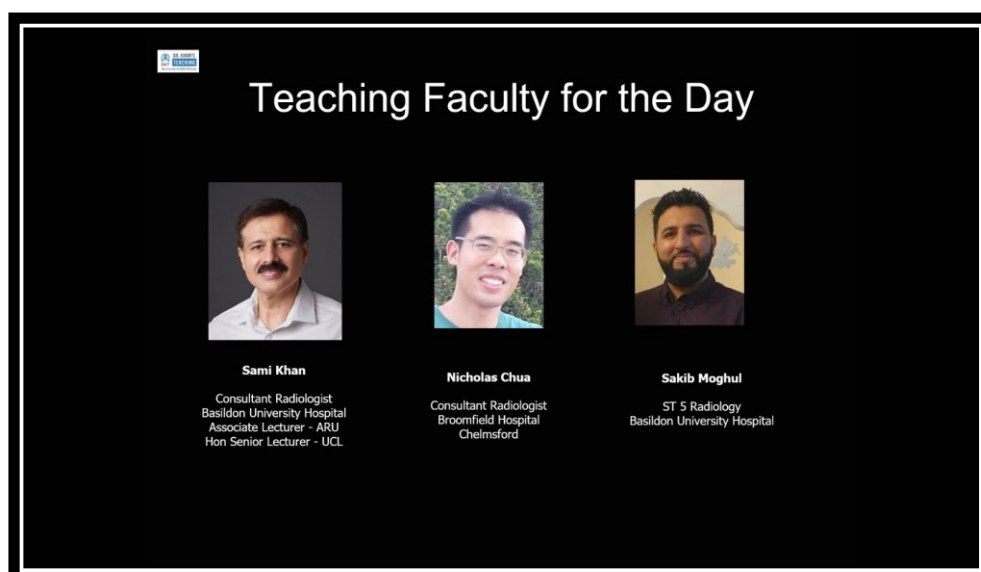
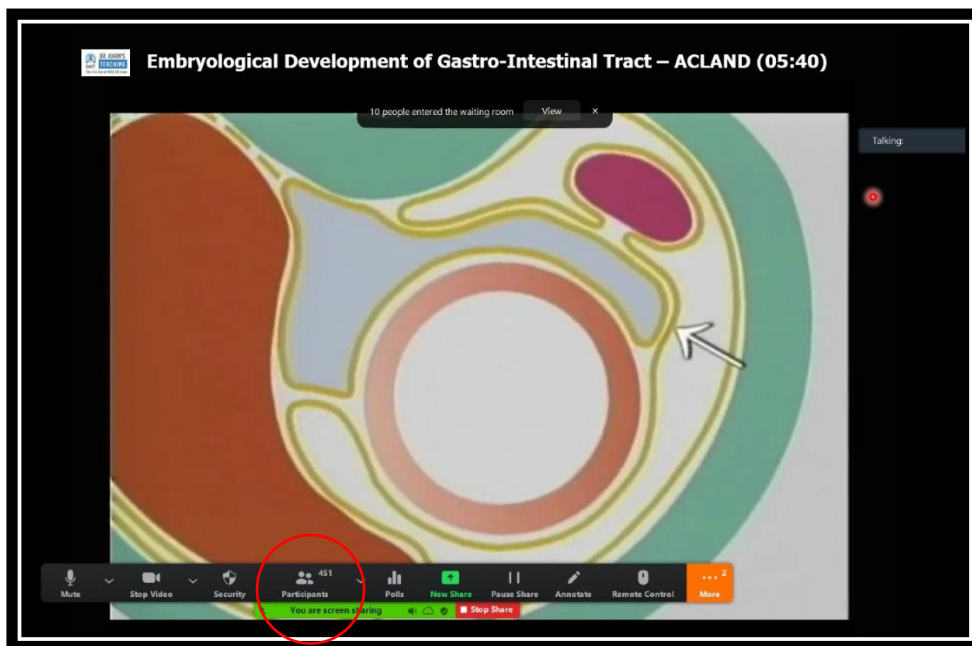


## Testimonials

- Great overview of GIT, with fantastic diagrams and video demonstrations to help understand the anatomy and important concepts. Now I have a good starting point to go and look at the CTs and ultrasound to improve my cross sectional knowledge. Excellent session overall, looking forward to next one! (UK).
- Extremely useful session on abdominal anatomy. It was well-paced and thorough. Thank you DKT and team!! (UK).
- Absolutely brilliant teaching. I find this so so useful also to help consolidate what I already know!!!(UK).
- Brilliant session. It has allowed me to feel much more comfortable with abdominal structures in general. Much appreciated. Thank you (UK).
- A great learning platform from dedicated radiology persons.
- Brilliant return of teaching (UK).
- V good as always. Thank you for putting this on despite the pressures of Covid (UK).
- Lucky to have such great teachers. Thank you very much (UK).
- Thank you Dr Khan, Sakib and Nick. Get well soon Dr Khan! Sorry to hear you got sick with Covid! You teach me a lot every week! (UK).
- Awesome (Turkey).
- Excellent, 5 Star (Pakistan).
- Sakib's anatomy section was very good (Ireland).
- The vascular anatomy session with Saqib was excellent. At a good pace with very useful hints for exam and pitched level (UK).
- Everything is excellent (UK).
- Wonderful sessions (Oman).
- "Extremely good. Fantastic easy to follow lecturer. Thanks for your time and effort" (UK).
- Great and structured teaching! Keep it up (UK).
- Very good quality teachers (UK).
- Thanks Sir for a lovely course. Many thanks to your team (Nigeria).
- Thanks to all team (UAE).
- Get well soon Dr Khan, thank you for attending despite feeling unwell. This is a great initiative (UK).

## Session 1.7: FRCR 1 Abdomen and Pelvis Anatomy (a) GIT (b) Vascular (c) Mock Exam Cases

- Excellent - have recommended to all the trainees I know (UK).
- "Thank you very much for the teaching. Really useful" (UK).
- Great session, thank you so much for this high quality teaching (UK).
- As always excellent and well appreciated! Thank you very much! (UK).
- Thank your Dr Khan and crew members (Pakistan).
- Excellent as always, get well soon Dr. Khan (UK).
- Amazing as usual. Thank you (UK).
- I find timing of your lecture a tiny bit late, but for such knowledgeable lecture, a sacrifice of some sleep is nothing. Also you and your team worked so hard for preparing this lecture, but I would think allowing us for recoding your lecture would be great gesture. Thanks (Pakistan).
- Excellent teaching. God bless you (Kenya).



=====XX=====XX=====